

Q1 What city, town, village, county, or other local unit of government are you representing in this survey?

Answered: 67 Skipped: 0

Q2 What is your title / position at your local government? (optional)

Answered: 55 Skipped: 12

Q3 What is your name? (optional)

Answered: 47 Skipped: 20

**Q4 What is your preferred email address?
(optional)**

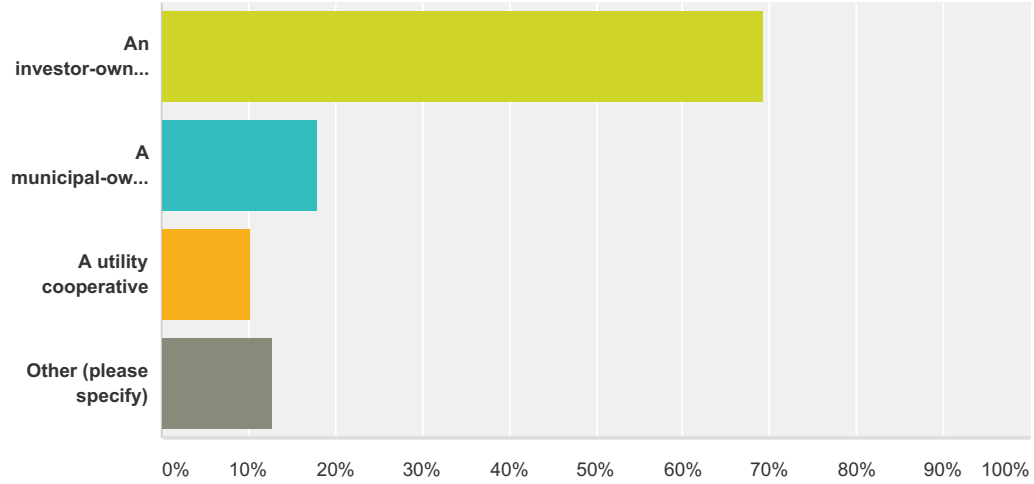
Answered: 46 Skipped: 21

Q5 If applicable, who are the major players/drivers on energy issues in your local unit of government? Or, does your local unit of government have formal points of contact on energy issues? Please list names and corresponding titles.

Answered: 31 Skipped: 36

Q6 Is the local unit of government you represent serviced by... (Please select all that apply)

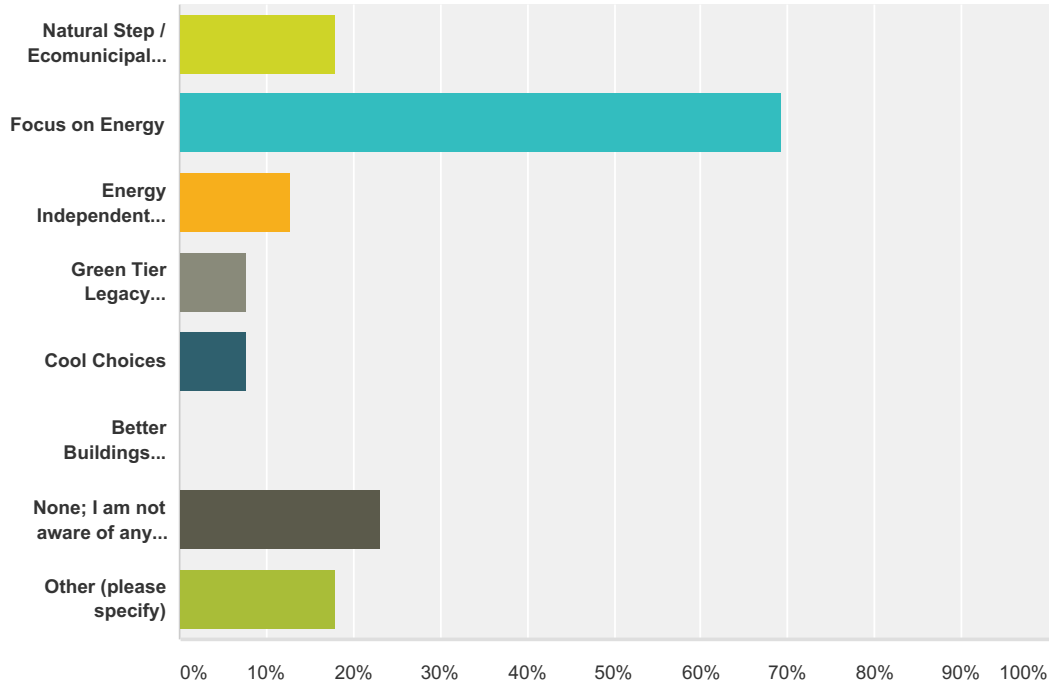
Answered: 39 Skipped: 28



Answer Choices	Responses
An investor-owned utility	69.23% 27
A municipal-owned utility	17.95% 7
A utility cooperative	10.26% 4
Other (please specify)	12.82% 5
Total Respondents: 39	

Q7 Which of the following programs does your local unit of government currently participate in? (Please select all that apply)

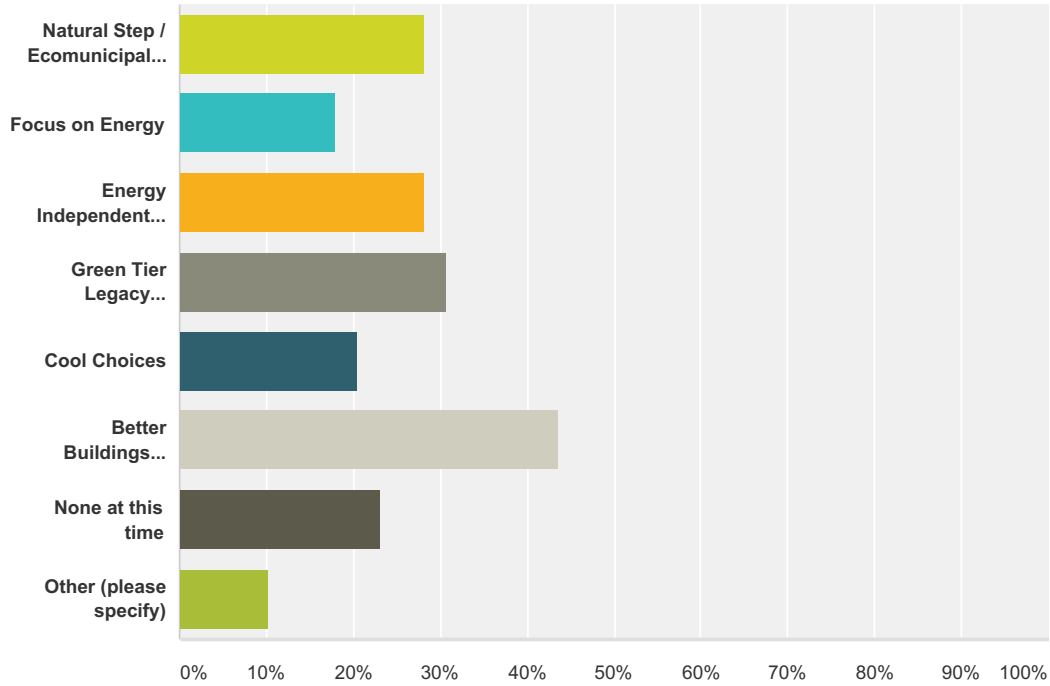
Answered: 39 Skipped: 28



Answer Choices	Responses
Natural Step / Ecomunicipalities	17.95% 7
Focus on Energy	69.23% 27
Energy Independent Communities / Energy On Wisconsin	12.82% 5
Green Tier Legacy Communities	7.69% 3
Cool Choices	7.69% 3
Better Buildings Challenge	0.00% 0
None; I am not aware of any such such program being implemented	23.08% 9
Other (please specify)	17.95% 7
Total Respondents: 39	

Q8 Which of the following programs would you like to learn more about? (Please select all that apply)

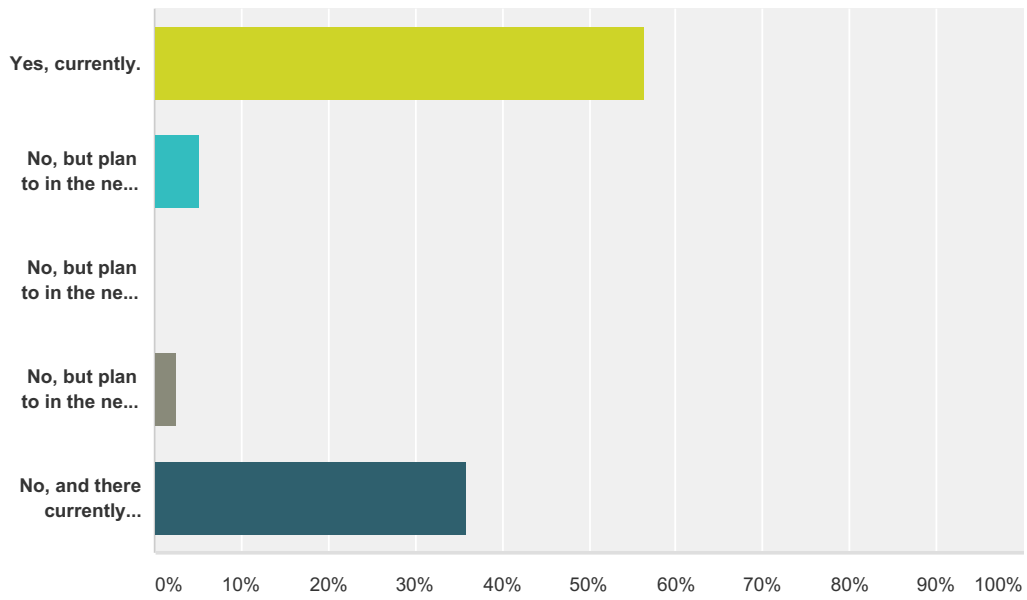
Answered: 39 Skipped: 28



Answer Choices	Responses
Natural Step / Ecomunicipalities	28.21% 11
Focus on Energy	17.95% 7
Energy Independent Communities / Energy On Wisconsin	28.21% 11
Green Tier Legacy Communities	30.77% 12
Cool Choices	20.51% 8
Better Buildings Challenge	43.59% 17
None at this time	23.08% 9
Other (please specify)	10.26% 4
Total Respondents: 39	

Q9 Does your local unit of government invest funds in energy initiatives?

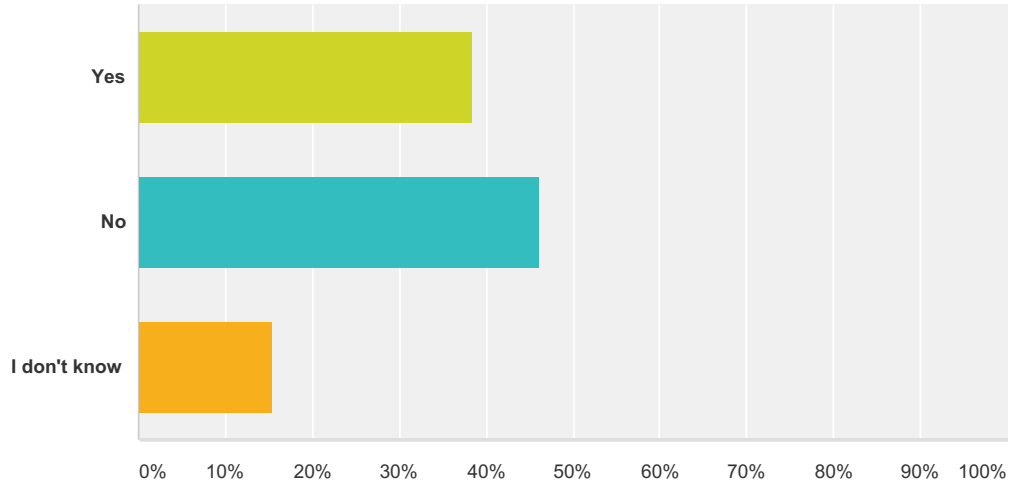
Answered: 39 Skipped: 28



Answer Choices	Responses
Yes, currently.	56.41% 22
No, but plan to in the next year.	5.13% 2
No, but plan to in the next 2-3 years.	0.00% 0
No, but plan to in the next 4+ years.	2.56% 1
No, and there currently exists no plan in invest in energy initiatives.	35.90% 14
Total	39

Q10 Has your local unit of government ever engaged in private-public partnerships in implementing a local energy program?

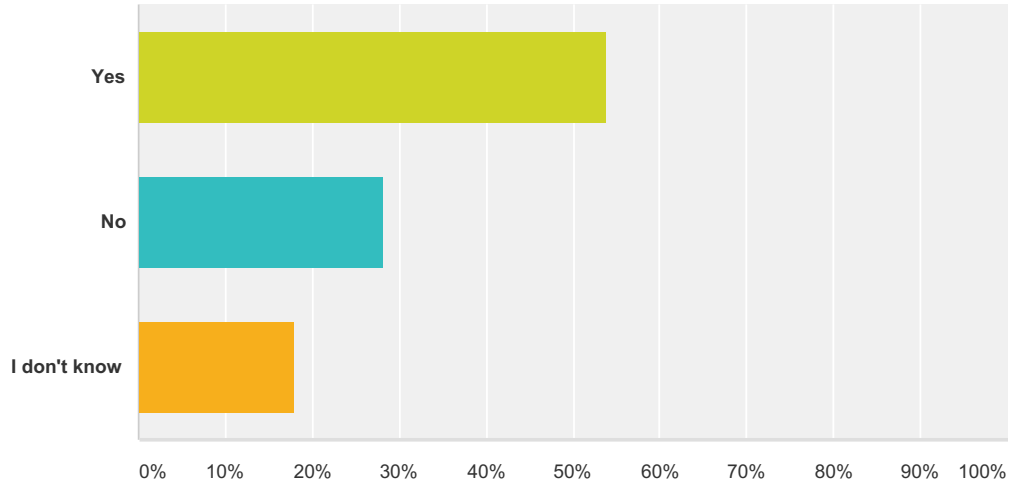
Answered: 39 Skipped: 28



Answer Choices	Responses
Yes	38.46% 15
No	46.15% 18
I don't know	15.38% 6
Total	39

Q11 Energy Policy: Does your local government have in place local-level policies to support energy efficiency and/or renewable energy?

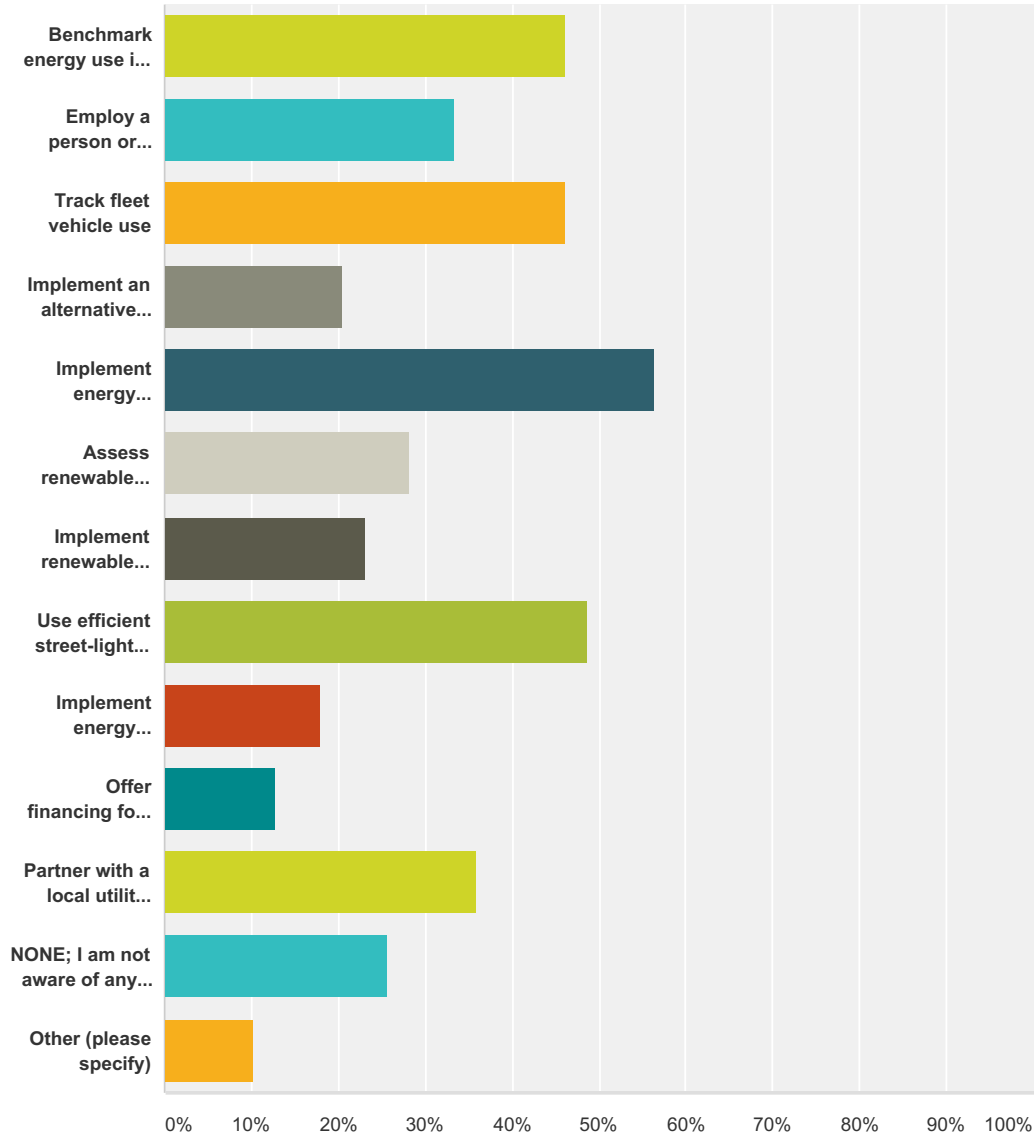
Answered: 39 Skipped: 28



Answer Choices	Responses
Yes	53.85% 21
No	28.21% 11
I don't know	17.95% 7
Total	39

Q12 Energy Procedures: Does your local unit of government do any of the following? (Please check all that apply)

Answered: 39 Skipped: 28

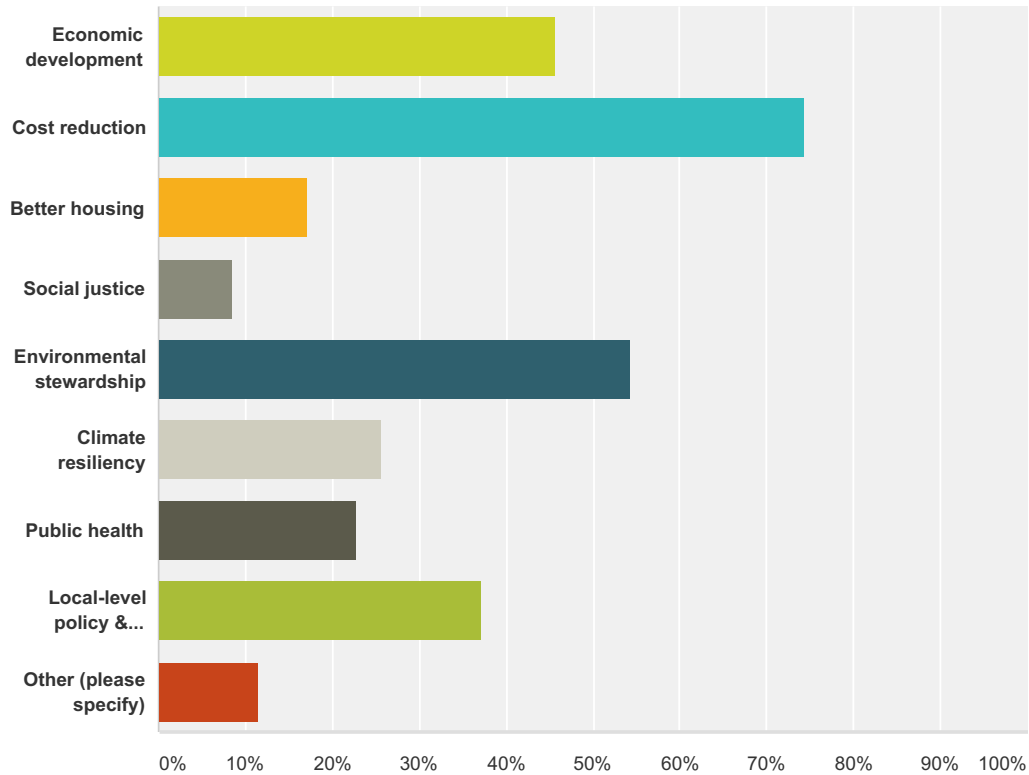


Answer Choices	Responses
Benchmark energy use in government facilities	46.15% 18
Employ a person or persons to work on energy issues	33.33% 13
Track fleet vehicle use	46.15% 18
Implement an alternative vehicle program	20.51% 8
Implement energy efficiency in government buildings	56.41% 22
Assess renewable energy opportunities for the community	28.21% 11

Implement renewable energy programs	23.08%	9
Use efficient street-lighting and other outdoor lighting	48.72%	19
Implement energy education programs for local residents, business, etc.	17.95%	7
Offer financing for local renewable energy or energy efficiency projects	12.82%	5
Partner with a local utility around energy issues	35.90%	14
NONE; I am not aware of any energy programs being implemented	25.64%	10
Other (please specify)	10.26%	4
Total Respondents: 39		

Q13 Does your local unit of government associate renewable energy and energy efficiency with any of the following? (Please select all that apply)

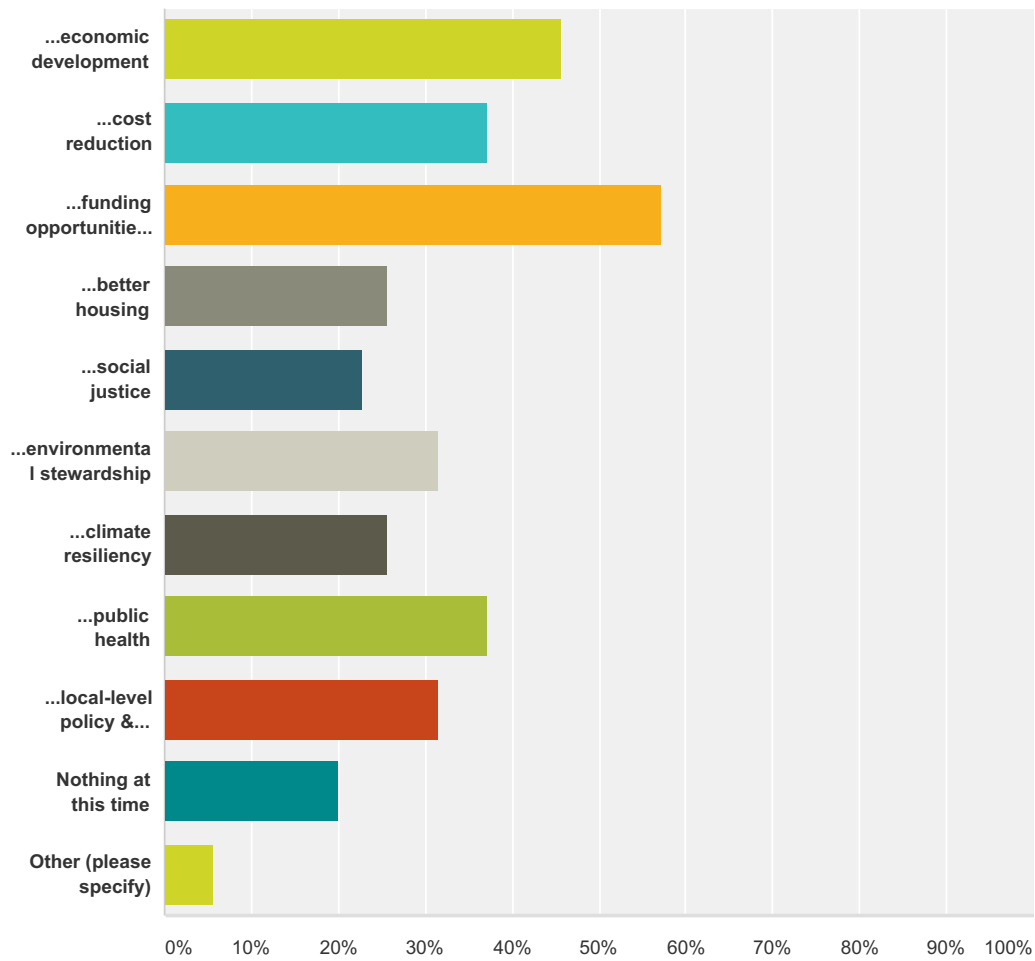
Answered: 35 Skipped: 32



Answer Choices	Responses
Economic development	45.71% 16
Cost reduction	74.29% 26
Better housing	17.14% 6
Social justice	8.57% 3
Environmental stewardship	54.29% 19
Climate resiliency	25.71% 9
Public health	22.86% 8
Local-level policy & precedures	37.14% 13
Other (please specify)	11.43% 4
Total Respondents: 35	

Q14 Which of these would you like to learn more about? Energy and...

Answered: 35 Skipped: 32

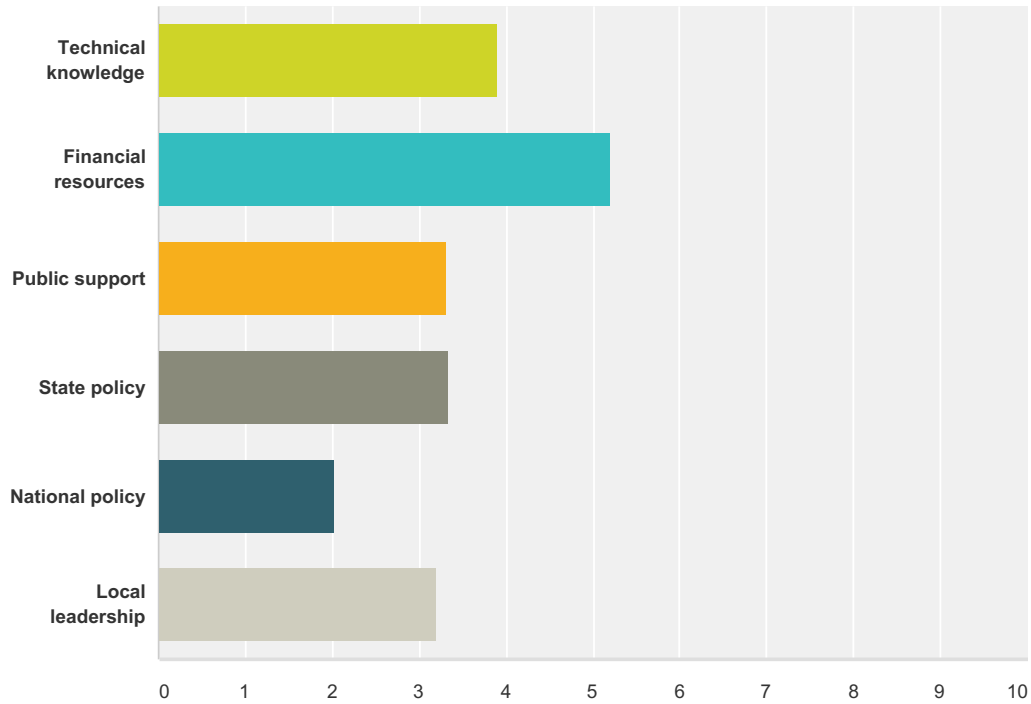


Answer Choices	Responses
...economic development	45.71% 16
...cost reduction	37.14% 13
...funding opportunities for you community (for energy programs)	57.14% 20
...better housing	25.71% 9
...social justice	22.86% 8
...environmental stewardship	31.43% 11
...climate resiliency	25.71% 9
...public health	37.14% 13
...local-level policy & preceedures	31.43% 11
Nothing at this time	20.00% 7

Other (please specify)	5.71%	2
Total Respondents: 35		

Q15 Please rank these common barriers to implementing an energy efficiency, energy benchmarking, renewable energy, or similar program as it applies to your local unit of government:

Answered: 35 Skipped: 32



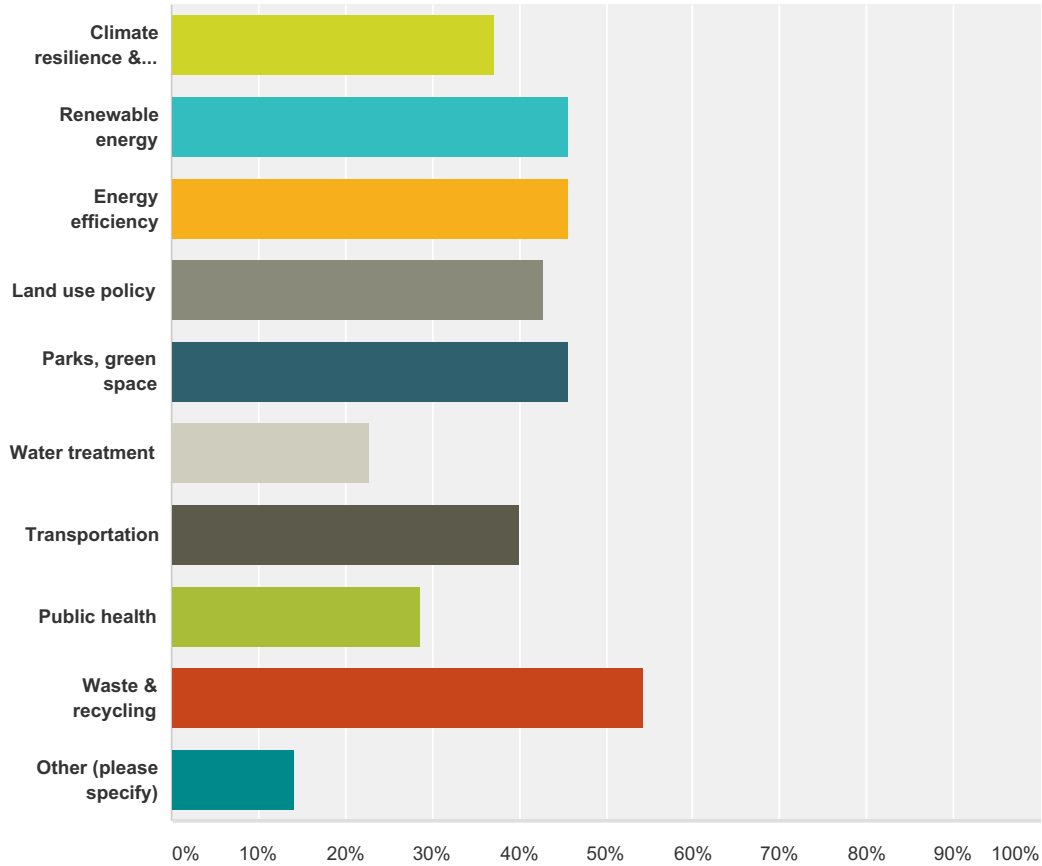
	1	2	3	4	5	6	Total	Score
Technical knowledge	20.00% 7	28.57% 10	11.43% 4	11.43% 4	20.00% 7	8.57% 3	35	3.91
Financial resources	54.29% 19	31.43% 11	2.86% 1	5.71% 2	2.86% 1	2.86% 1	35	5.20
Public support	5.71% 2	14.29% 5	31.43% 11	17.14% 6	17.14% 6	14.29% 5	35	3.31
State policy	8.57% 3	5.71% 2	28.57% 10	28.57% 10	25.71% 9	2.86% 1	35	3.34
National policy	0.00% 0	5.71% 2	8.57% 3	14.29% 5	25.71% 9	45.71% 16	35	2.03
Local leadership	11.43% 4	14.29% 5	17.14% 6	22.86% 8	8.57% 3	25.71% 9	35	3.20

Q16 If there is one thing that would help your local government better implement renewable energies, energy efficiency, and other aspects of an energy program, what would it be?

Answered: 35 Skipped: 32

Q17 Which of these issues would you be interested in learning more about at a future local government summit?

Answered: 35 Skipped: 32



Answer Choices	Responses
Climate resilience & disaster preparedness	37.14% 13
Renewable energy	45.71% 16
Energy efficiency	45.71% 16
Land use policy	42.86% 15
Parks, green space	45.71% 16
Water treatment	22.86% 8
Transportation	40.00% 14
Public health	28.57% 10
Waste & recycling	54.29% 19
Other (please specify)	14.29% 5
Total Respondents: 35	